

Scaled data based on original data using
LM-79-08 Approved Method: Electrical and Photometric Measurements of Solid-
State Lighting Products

Test Report Prepared for
Cooper Lighting Solutions
(formerly Eaton)

Brand: McGRAW-EDISON

Report Number: P227461

Luminaire Tested: **ISW-AF-1000-LED-E1-RW-8030**

Issue Date: 3/3/2020

Test Information

Test Method: LM-79-08
Report Number: P227461
TEST IS SCALED FROM IESNA LM-79-08 TEST DATA (P29767)
Test Lab: INNOVATION CENTER-P2
Issue Date: 3/3/2020
Manufacturer: COOPER LIGHTING SOLUTIONS (FORMERLY EATON)
Product Line: MCGRAW-EDISON
Catalog Number: ISW-AF-1000-LED-E1-RW-8030
Description: IMPACT ELITE LED WEDGE LUMINAIRE
LIGHT SQUARE WITH ACCULED OPTICS-RECTANGULAR WIDE TYPE I
Light Source: (16) 3000K CCT, 80 CRI LEDs
Ballast/Driver: ELECTRONIC DRIVER

Summary

Lumens per Lamp: N/A
Luminaire Lumens: 4874.6 lumens
Efficiency: N/A
Efficacy: 89.3 lumens/watt
Luminous Opening: Rectangular (W 0.5' x L: 0.5' x H: 0')
IES Classification: Type II - Medium - Cutoff
BUG Rating: B2 - U1 - G2

Input Watts (W): 54.6
Input Voltage (V): 120
Input Current (Ain): NR
Voltage Rise (V): NR
Power Factor: NR
Total Harmonic Distortion (THDi): NR
Frequency (hertz): 60
Stabilization Time: NR
Operation Time: NR
Ambient Temperature (°C): NR
Test Distance: 25 FT

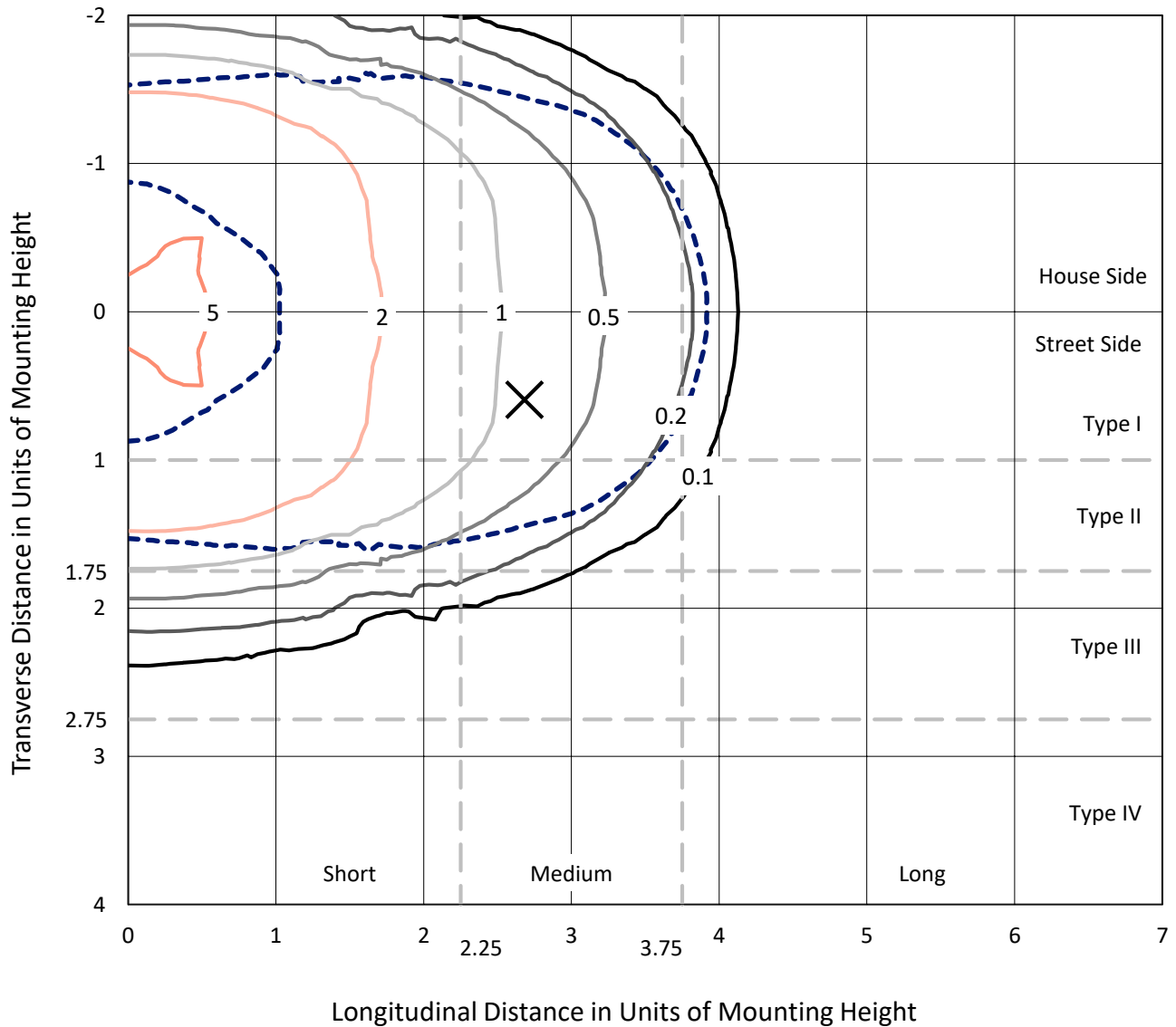


REPORT NUMBER: P227461

CATALOG NUMBER: ISW-AF-1000-LED-E1-RW-8030

Iso-Footcandle Lines of Horizontal Illumination

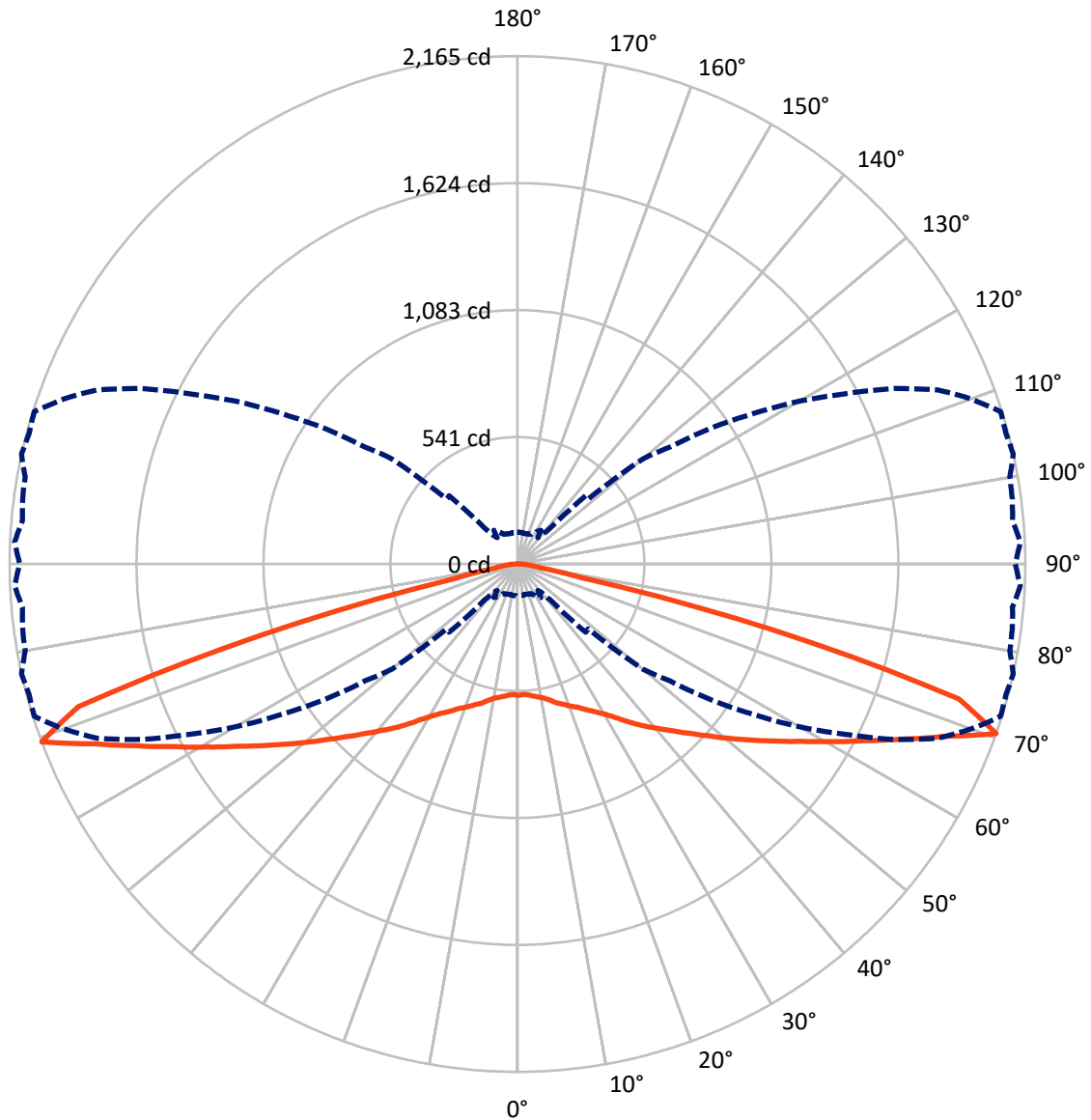
× Max cd
 - - - 1/2 Max cd



Based on 10 foot mounting height. Maximum calculated value = 5.8 fc
 Type II - Medium - Cutoff

REPORT NUMBER: P227461
CATALOG NUMBER: ISW-AF-1000-LED-E1-RW-8030

Luminous Intensity Polar Plot



— Vertical Plane Through 77.5-Deg Lateral - - - Horizontal Cone Through 70-Deg Vertical

REPORT NUMBER: P227461

CATALOG NUMBER: ISW-AF-1000-LED-E1-RW-8030

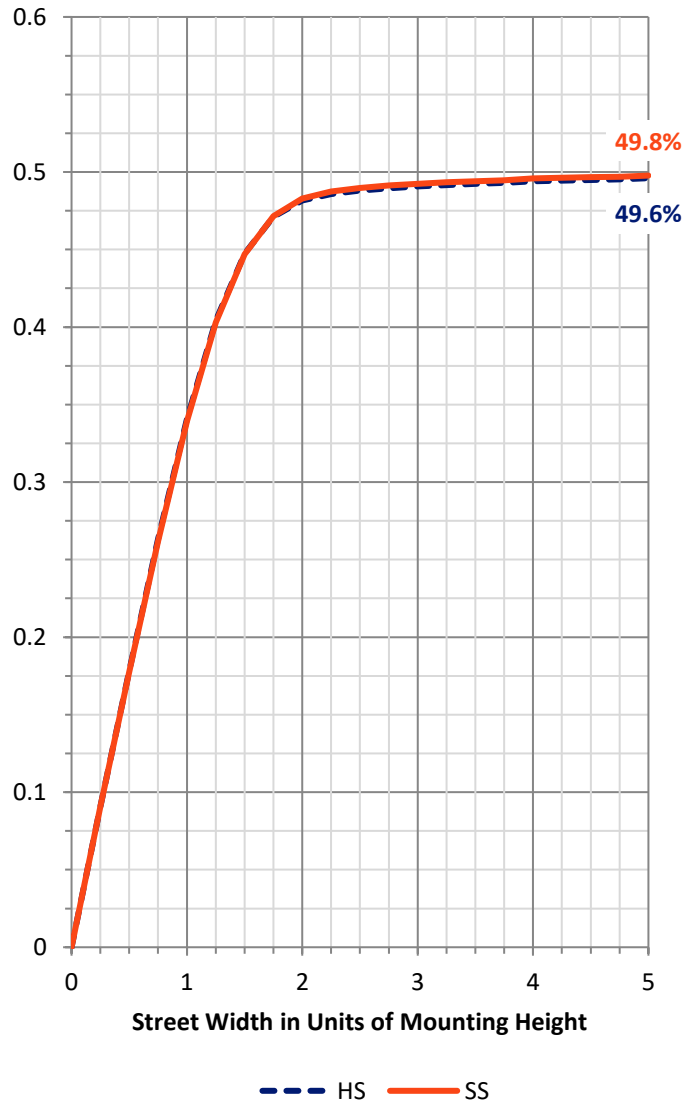
FLUX DISTRIBUTION:

		Downward	Upward	Total
House Side	Lumens	2436.9	0.4	2437.3
	% Fixture	50.0	0.0	50.0
Street Side	Lumens	2436.9	0.4	2437.3
	% Fixture	50.0	0.0	50.0
Total	Lumens	4873.8	0.8	4874.6
	% Fixture	100.0	0.0	100.0

Coefficient of Utilization

ZONAL LUMENS:

Zone	Lumens	% Fixture
0°-10°	54.1	1.1
10°-20°	169.3	3.5
20°-30°	317.7	6.5
30°-40°	555.2	11.4
40°-50°	905.0	18.6
50°-60°	1238.5	25.4
60°-70°	1139.2	23.4
70°-80°	445.3	9.1
80°-90°	49.6	1.0
90°-100°	0.8	0.0
100°-110°	0.0	0.0
110°-120°	0.0	0.0
120°-130°	0.0	0.0
130°-140°	0.0	0.0
140°-150°	0.0	0.0
150°-160°	0.0	0.0
160°-170°	0.0	0.0
170°-180°	0.0	0.0
0°-90°	4873.8	100.0
0°-180°	4874.6	100.0



REPORT NUMBER: P227461

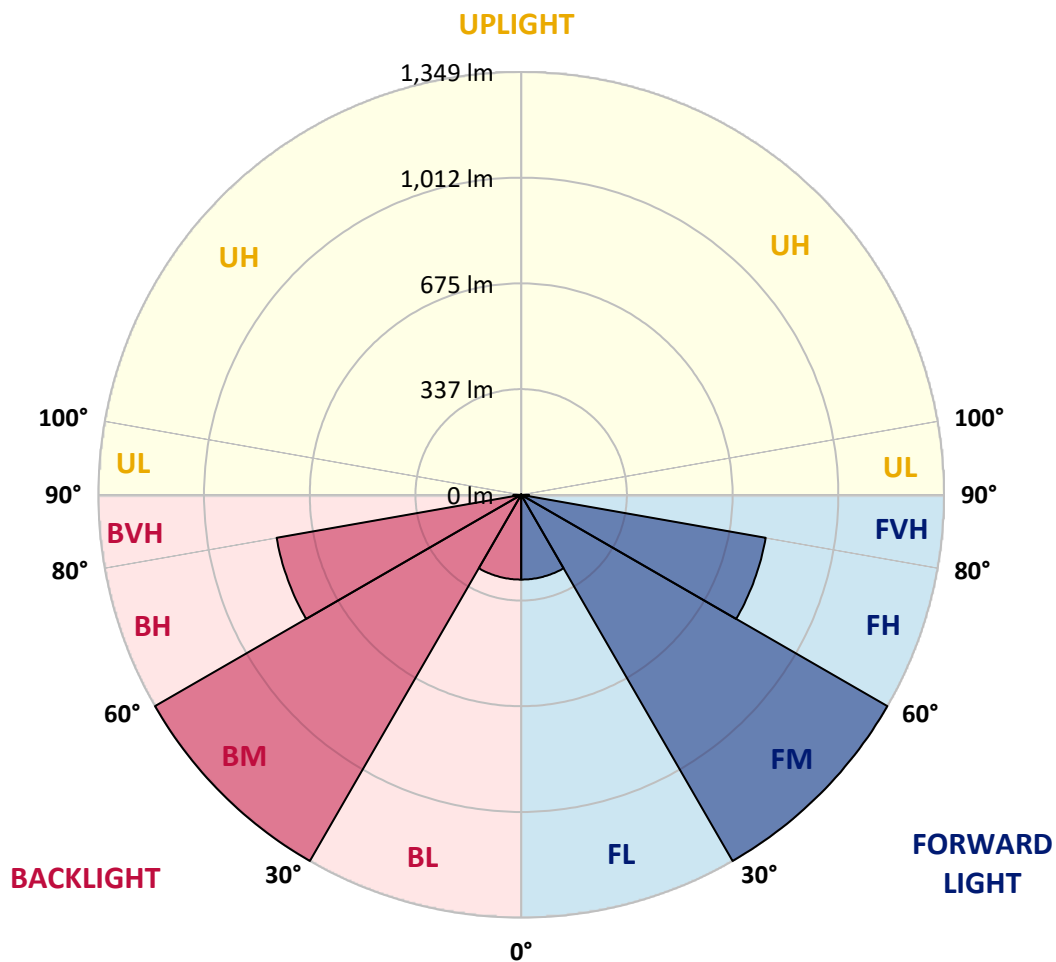
CATALOG NUMBER: ISW-AF-1000-LED-E1-RW-8030

LUMINAIRE CLASSIFICATION SYSTEM LUMEN TABLE AND BUG RATING:

Zone	Lumens	% Fixture	Zone Rating/Lumen Limit		
			B	U	G
FL (0°-30°)	270.5	5.5			
FM (30°-60°)	1349.3	27.7			
FH (60°-80°)	792.3	16.3			G1/1800
FVH (80°-90°)	24.8	0.5			G1/100
BL (0°-30°)	270.5	5.5	B1/500		
BM (30°-60°)	1349.3	27.7	B2/2500		
BH (60°-80°)	792.3	16.3	B2/1000		G2/1000
BVH (80°-90°)	24.8	0.5			G1/100
UL (90°-100°)	0.8	0.0		U1/10	
UH (100°-180°)	0.4	0.0		U1/10	

BUG Rating: B2-U1-G2

Type II Medium





REPORT NUMBER: P227461

CATALOG NUMBER: ISW-AF-1000-LED-E1-RW-8030

CANDELA DISTRIBUTION (FULL):

	0°	5°	15°	25°	35°	37.5°	40°	42.5°	45°	47.5°	50°
0°	560.0	560.0	560.0	560.0	560.0	560.0	560.0	560.0	560.0	560.0	560.0
2.5°	557.8	557.1	557.1	557.8	559.2	560.0	558.5	559.2	559.2	558.5	560.7
5°	559.2	558.5	559.2	560.7	562.8	565.0	564.3	564.3	565.0	563.6	567.1
7.5°	557.8	557.1	558.5	562.1	567.1	570.0	570.0	570.0	571.4	570.7	575.0
10°	551.4	550.6	554.2	560.7	570.0	572.2	574.3	575.0	579.3	579.3	583.6
12.5°	545.6	546.3	551.4	561.4	576.5	577.2	580.0	582.9	588.6	585.8	593.7
15°	547.8	549.2	555.7	567.9	587.9	587.2	589.4	592.2	601.6	595.1	608.0
17.5°	558.5	560.7	567.9	582.2	603.0	599.4	602.3	606.6	618.8	610.9	625.9
20°	575.7	578.6	586.5	602.3	621.6	618.0	620.9	625.9	640.3	632.4	647.4
22.5°	598.7	601.6	610.2	628.1	648.9	644.6	647.4	651.7	667.5	655.3	674.0
25°	629.5	632.4	641.7	660.3	684.0	679.0	680.4	683.3	699.8	685.4	703.4
27.5°	672.5	675.4	683.3	701.2	724.2	719.9	721.3	724.2	741.4	727.0	742.8
30°	727.0	729.9	737.1	755.0	774.3	769.3	771.5	773.6	789.4	775.1	788.0
32.5°	791.6	790.8	801.6	820.2	837.4	828.1	828.1	828.1	843.2	828.8	838.9
35°	867.6	867.6	878.3	896.2	912.0	901.3	896.2	893.4	909.9	891.9	899.1
37.5°	950.7	947.1	963.6	980.1	995.2	981.6	977.3	973.7	985.9	965.8	969.4
40°	1038.9	1036.0	1054.0	1072.6	1082.6	1064.7	1061.1	1056.8	1069.7	1050.4	1049.7
42.5°	1119.2	1117.1	1140.0	1161.5	1173.7	1150.8	1145.7	1141.4	1155.8	1136.4	1132.1
45°	1187.3	1186.6	1213.1	1242.5	1264.0	1239.7	1236.1	1228.9	1243.3	1219.6	1217.4
47.5°	1240.4	1237.5	1269.8	1312.8	1347.2	1322.1	1321.4	1316.4	1331.4	1305.6	1302.8
50°	1276.2	1278.4	1313.5	1363.7	1419.6	1396.0	1398.1	1396.0	1418.2	1392.4	1396.0
52.5°	1282.7	1287.0	1332.2	1398.1	1476.3	1447.6	1464.1	1470.5	1498.5	1476.3	1483.4
55°	1206.0	1218.2	1287.0	1401.7	1511.4	1493.5	1514.3	1532.9	1572.4	1553.7	1566.6
57.5°	1034.6	1059.7	1139.3	1305.6	1507.1	1517.1	1559.4	1588.1	1636.2	1619.7	1649.8
60°	799.4	816.6	904.8	1099.1	1369.4	1383.1	1459.8	1550.8	1661.3	1684.2	1731.5
62.5°	523.4	533.4	619.5	816.6	1132.1	1136.4	1231.8	1350.1	1541.5	1591.7	1724.4
65°	259.5	273.2	319.1	470.3	793.0	787.3	891.9	1030.3	1278.4	1333.6	1549.4
67.5°	162.0	164.2	173.5	218.0	397.2	352.8	438.8	583.6	884.0	933.5	1207.4
70°	136.2	135.5	133.4	139.8	174.9	142.0	157.0	205.1	411.5	409.4	696.2
72.5°	125.5	123.3	117.6	116.9	121.9	111.8	113.3	116.2	164.9	138.4	268.2
75°	115.4	111.1	104.0	101.8	101.8	93.9	93.9	94.6	106.8	100.4	121.9
77.5°	103.2	98.2	91.1	88.2	85.3	76.7	76.0	76.7	86.0	80.3	91.1
80°	88.9	83.9	78.9	74.6	70.3	62.4	60.2	60.2	68.1	62.4	71.0
82.5°	77.4	71.0	69.5	62.4	55.9	48.8	46.6	43.0	50.2	43.7	53.1
85°	57.4	52.3	66.0	55.2	44.5	39.4	31.5	26.5	31.5	25.8	33.7
87.5°	33.0	30.8	58.1	43.7	39.4	42.3	25.8	18.6	17.9	15.8	18.6
90°	6.5	7.2	9.3	6.5	8.6	4.3	2.2	2.2	4.3	2.9	5.0
92.5°	0.0	0.0	0.0	0.0	0.0	0.0	0.0	0.0	0.0	0.0	0.0
95°	0.0	0.0	0.0	0.0	0.0	0.0	0.0	0.0	0.0	0.0	0.0
97.5°	0.0	0.0	0.0	0.0	0.0	0.0	0.0	0.0	0.0	0.0	0.0
100°	0.0	0.0	0.0	0.0	0.0	0.0	0.0	0.0	0.0	0.0	0.0
102.5°	0.0	0.0	0.0	0.0	0.0	0.0	0.0	0.0	0.0	0.0	0.0
105°	0.0	0.0	0.0	0.0	0.0	0.0	0.0	0.0	0.0	0.0	0.0
107.5°	0.0	0.0	0.0	0.0	0.0	0.0	0.0	0.0	0.0	0.0	0.0
110°	0.0	0.0	0.0	0.0	0.0	0.0	0.0	0.0	0.0	0.0	0.0



REPORT NUMBER: P227461

CATALOG NUMBER: ISW-AF-1000-LED-E1-RW-8030

CANDELA DISTRIBUTION (continued):

	0°	5°	15°	25°	35°	37.5°	40°	42.5°	45°	47.5°	50°
112.5°	0.0	0.0	0.0	0.0	0.0	0.0	0.0	0.0	0.0	0.0	0.0
115°	0.0	0.0	0.0	0.0	0.0	0.0	0.0	0.0	0.0	0.0	0.0
117.5°	0.0	0.0	0.0	0.0	0.0	0.0	0.0	0.0	0.0	0.0	0.0
120°	0.0	0.0	0.0	0.0	0.0	0.0	0.0	0.0	0.0	0.0	0.0
122.5°	0.0	0.0	0.0	0.0	0.0	0.0	0.0	0.0	0.0	0.0	0.0
125°	0.0	0.0	0.0	0.0	0.0	0.0	0.0	0.0	0.0	0.0	0.0
127.5°	0.0	0.0	0.0	0.0	0.0	0.0	0.0	0.0	0.0	0.0	0.0
130°	0.0	0.0	0.0	0.0	0.0	0.0	0.0	0.0	0.0	0.0	0.0
132.5°	0.0	0.0	0.0	0.0	0.0	0.0	0.0	0.0	0.0	0.0	0.0
135°	0.0	0.0	0.0	0.0	0.0	0.0	0.0	0.0	0.0	0.0	0.0
137.5°	0.0	0.0	0.0	0.0	0.0	0.0	0.0	0.0	0.0	0.0	0.0
140°	0.0	0.0	0.0	0.0	0.0	0.0	0.0	0.0	0.0	0.0	0.0
142.5°	0.0	0.0	0.0	0.0	0.0	0.0	0.0	0.0	0.0	0.0	0.0
145°	0.0	0.0	0.0	0.0	0.0	0.0	0.0	0.0	0.0	0.0	0.0
147.5°	0.0	0.0	0.0	0.0	0.0	0.0	0.0	0.0	0.0	0.0	0.0
150°	0.0	0.0	0.0	0.0	0.0	0.0	0.0	0.0	0.0	0.0	0.0
152.5°	0.0	0.0	0.0	0.0	0.0	0.0	0.0	0.0	0.0	0.0	0.0
155°	0.0	0.0	0.0	0.0	0.0	0.0	0.0	0.0	0.0	0.0	0.0
157.5°	0.0	0.0	0.0	0.0	0.0	0.0	0.0	0.0	0.0	0.0	0.0
160°	0.0	0.0	0.0	0.0	0.0	0.0	0.0	0.0	0.0	0.0	0.0
162.5°	0.0	0.0	0.0	0.0	0.0	0.0	0.0	0.0	0.0	0.0	0.0
165°	0.0	0.0	0.0	0.0	0.0	0.0	0.0	0.0	0.0	0.0	0.0
167.5°	0.0	0.0	0.0	0.0	0.0	0.0	0.0	0.0	0.0	0.0	0.0
170°	0.0	0.0	0.0	0.0	0.0	0.0	0.0	0.0	0.0	0.0	0.0
172.5°	0.0	0.0	0.0	0.0	0.0	0.0	0.0	0.0	0.0	0.0	0.0
175°	0.0	0.0	0.0	0.0	0.0	0.0	0.0	0.0	0.0	0.0	0.0
177.5°	0.0	0.0	0.0	0.0	0.0	0.0	0.0	0.0	0.0	0.0	0.0
180°	0.0	0.0	0.0	0.0	0.0	0.0	0.0	0.0	0.0	0.0	0.0



REPORT NUMBER: P227461

CATALOG NUMBER: ISW-AF-1000-LED-E1-RW-8030

CANDELA DISTRIBUTION (continued):

	52.5°	55°	57.5°	60°	62.5°	65°	67.5°	70°	72.5°	75°	77.5°
0°	560.0	560.0	560.0	560.0	560.0	560.0	560.0	560.0	560.0	560.0	560.0
2.5°	558.5	560.7	557.8	560.7	555.7	560.0	556.4	560.7	557.1	560.7	556.4
5°	562.1	567.9	561.4	569.3	560.0	569.3	561.4	570.0	562.8	570.0	562.1
7.5°	567.9	577.9	569.3	579.3	567.9	580.8	570.0	582.2	571.4	582.9	570.7
10°	575.0	587.9	576.5	589.4	575.7	590.8	577.2	592.9	578.6	594.4	579.3
12.5°	581.5	598.0	585.1	602.3	587.2	605.1	589.4	609.4	592.2	613.0	593.7
15°	593.7	615.2	598.7	619.5	602.3	623.1	605.9	628.8	609.4	633.1	613.0
17.5°	609.4	633.1	615.9	636.7	618.0	641.0	622.3	645.3	625.9	650.3	628.1
20°	630.9	654.6	636.7	656.8	638.8	659.6	641.0	661.8	645.3	666.1	646.7
22.5°	655.3	677.6	658.2	678.3	658.2	677.6	659.6	678.3	661.8	681.1	663.9
25°	684.7	705.5	686.2	703.4	683.3	700.5	683.3	700.5	685.4	701.9	689.0
27.5°	725.6	741.4	721.3	736.3	714.8	729.9	712.0	727.0	712.7	727.0	714.1
30°	771.5	785.8	762.9	775.1	751.4	762.9	743.5	756.4	741.4	755.0	744.9
32.5°	821.7	833.1	810.2	820.2	795.9	805.9	785.1	793.7	780.8	789.4	782.9
35°	877.6	889.1	865.4	874.7	850.3	858.9	838.2	842.5	829.6	835.3	829.6
37.5°	944.3	954.3	927.1	935.7	909.1	919.9	894.8	899.1	883.3	886.9	875.4
40°	1016.0	1026.7	994.5	1003.1	970.1	982.3	954.3	957.2	935.7	939.3	921.3
42.5°	1093.4	1103.4	1063.3	1070.5	1031.7	1044.6	1011.7	1017.4	991.6	995.2	972.2
45°	1178.7	1184.5	1140.0	1145.0	1098.4	1111.3	1069.7	1080.5	1049.7	1056.8	1030.3
47.5°	1258.3	1269.8	1221.0	1225.3	1175.1	1183.0	1135.0	1149.3	1116.3	1127.1	1094.8
50°	1349.4	1358.0	1311.4	1312.1	1263.3	1266.2	1212.4	1226.8	1190.9	1202.4	1168.0
52.5°	1442.6	1448.3	1398.1	1403.1	1355.1	1360.1	1306.3	1312.1	1270.5	1280.5	1246.8
55°	1532.9	1534.3	1492.8	1491.3	1446.2	1455.5	1396.0	1408.9	1359.4	1370.2	1332.2
57.5°	1623.3	1628.3	1589.6	1591.0	1545.8	1552.3	1498.5	1507.8	1461.2	1474.1	1426.8
60°	1718.6	1734.4	1696.4	1701.4	1658.4	1671.3	1606.0	1618.2	1567.3	1588.1	1537.2
62.5°	1779.6	1838.4	1831.2	1839.1	1798.2	1804.7	1737.3	1756.6	1695.7	1710.7	1658.4
65°	1663.4	1807.5	1880.7	1961.0	1963.1	1983.9	1918.7	1925.8	1864.9	1861.3	1799.6
67.5°	1355.8	1533.6	1657.0	1821.9	1937.3	2048.4	2088.6	2098.6	2065.6	2030.5	1961.0
70°	818.1	1012.4	1193.8	1388.1	1570.2	1770.2	1940.2	2057.7	2160.3	2155.3	2165.3
72.5°	323.4	484.7	605.9	788.0	968.6	1190.2	1378.0	1543.7	1720.0	1828.3	1968.8
75°	127.6	168.5	197.2	299.0	385.0	549.9	715.6	805.2	943.6	1038.2	1135.7
77.5°	91.8	100.4	101.8	118.3	124.8	172.8	202.2	233.0	262.4	281.1	277.5
80°	71.0	76.7	76.7	83.9	83.2	92.5	90.3	98.9	98.2	105.4	100.4
82.5°	53.1	56.6	56.6	62.4	62.4	68.1	66.7	72.4	70.3	75.3	70.3
85°	34.4	38.0	38.0	40.9	39.4	45.2	44.5	48.8	46.6	48.8	45.2
87.5°	19.4	21.5	22.2	24.4	22.2	26.5	25.8	28.0	25.8	28.0	26.5
90°	2.9	4.3	2.9	4.3	2.2	6.5	3.6	7.2	2.2	8.6	3.6
92.5°	0.0	0.0	0.0	0.0	0.0	0.0	0.0	0.0	0.0	0.0	0.0
95°	0.0	0.0	0.0	0.0	0.0	0.0	0.0	0.0	0.0	0.0	0.0
97.5°	0.0	0.0	0.0	0.0	0.0	0.0	0.0	0.0	0.0	0.0	0.0
100°	0.0	0.0	0.0	0.0	0.0	0.0	0.0	0.0	0.0	0.0	0.0
102.5°	0.0	0.0	0.0	0.0	0.0	0.0	0.0	0.0	0.0	0.0	0.0
105°	0.0	0.0	0.0	0.0	0.0	0.0	0.0	0.0	0.0	0.0	0.0
107.5°	0.0	0.0	0.0	0.0	0.0	0.0	0.0	0.0	0.0	0.0	0.0
110°	0.0	0.0	0.0	0.0	0.0	0.0	0.0	0.0	0.0	0.0	0.0



REPORT NUMBER: P227461

CATALOG NUMBER: ISW-AF-1000-LED-E1-RW-8030

CANDELA DISTRIBUTION (continued):

	52.5°	55°	57.5°	60°	62.5°	65°	67.5°	70°	72.5°	75°	77.5°
112.5°	0.0	0.0	0.0	0.0	0.0	0.0	0.0	0.0	0.0	0.0	0.0
115°	0.0	0.0	0.0	0.0	0.0	0.0	0.0	0.0	0.0	0.0	0.0
117.5°	0.0	0.0	0.0	0.0	0.0	0.0	0.0	0.0	0.0	0.0	0.0
120°	0.0	0.0	0.0	0.0	0.0	0.0	0.0	0.0	0.0	0.0	0.0
122.5°	0.0	0.0	0.0	0.0	0.0	0.0	0.0	0.0	0.0	0.0	0.0
125°	0.0	0.0	0.0	0.0	0.0	0.0	0.0	0.0	0.0	0.0	0.0
127.5°	0.0	0.0	0.0	0.0	0.0	0.0	0.0	0.0	0.0	0.0	0.0
130°	0.0	0.0	0.0	0.0	0.0	0.0	0.0	0.0	0.0	0.0	0.0
132.5°	0.0	0.0	0.0	0.0	0.0	0.0	0.0	0.0	0.0	0.0	0.0
135°	0.0	0.0	0.0	0.0	0.0	0.0	0.0	0.0	0.0	0.0	0.0
137.5°	0.0	0.0	0.0	0.0	0.0	0.0	0.0	0.0	0.0	0.0	0.0
140°	0.0	0.0	0.0	0.0	0.0	0.0	0.0	0.0	0.0	0.0	0.0
142.5°	0.0	0.0	0.0	0.0	0.0	0.0	0.0	0.0	0.0	0.0	0.0
145°	0.0	0.0	0.0	0.0	0.0	0.0	0.0	0.0	0.0	0.0	0.0
147.5°	0.0	0.0	0.0	0.0	0.0	0.0	0.0	0.0	0.0	0.0	0.0
150°	0.0	0.0	0.0	0.0	0.0	0.0	0.0	0.0	0.0	0.0	0.0
152.5°	0.0	0.0	0.0	0.0	0.0	0.0	0.0	0.0	0.0	0.0	0.0
155°	0.0	0.0	0.0	0.0	0.0	0.0	0.0	0.0	0.0	0.0	0.0
157.5°	0.0	0.0	0.0	0.0	0.0	0.0	0.0	0.0	0.0	0.0	0.0
160°	0.0	0.0	0.0	0.0	0.0	0.0	0.0	0.0	0.0	0.0	0.0
162.5°	0.0	0.0	0.0	0.0	0.0	0.0	0.0	0.0	0.0	0.0	0.0
165°	0.0	0.0	0.0	0.0	0.0	0.0	0.0	0.0	0.0	0.0	0.0
167.5°	0.0	0.0	0.0	0.0	0.0	0.0	0.0	0.0	0.0	0.0	0.0
170°	0.0	0.0	0.0	0.0	0.0	0.0	0.0	0.0	0.0	0.0	0.0
172.5°	0.0	0.0	0.0	0.0	0.0	0.0	0.0	0.0	0.0	0.0	0.0
175°	0.0	0.0	0.0	0.0	0.0	0.0	0.0	0.0	0.0	0.0	0.0
177.5°	0.0	0.0	0.0	0.0	0.0	0.0	0.0	0.0	0.0	0.0	0.0
180°	0.0	0.0	0.0	0.0	0.0	0.0	0.0	0.0	0.0	0.0	0.0



REPORT NUMBER: P227461

CATALOG NUMBER: ISW-AF-1000-LED-E1-RW-8030

CANDELA DISTRIBUTION (continued):

	80°	82.5°	85°	87.5°	90°
0°	560.0	560.0	560.0	560.0	560.0
2.5°	560.0	558.5	561.4	557.1	560.7
5°	570.0	563.6	571.4	563.6	570.7
7.5°	583.6	572.9	584.3	572.9	584.3
10°	596.5	578.6	597.2	580.0	598.0
12.5°	615.9	594.4	618.8	595.1	618.8
15°	637.4	613.0	640.3	613.7	641.7
17.5°	654.6	630.9	657.5	630.9	658.2
20°	668.9	650.3	672.5	650.3	674.7
22.5°	685.4	671.8	689.7	671.8	694.0
25°	706.9	697.6	712.0	699.1	714.8
27.5°	732.0	725.6	737.1	727.7	739.9
30°	761.4	759.3	765.0	760.7	767.9
32.5°	794.4	799.4	799.4	799.4	802.3
35°	842.5	846.8	846.8	848.2	848.9
37.5°	888.3	895.5	894.8	896.9	896.9
40°	936.4	945.7	945.7	945.7	947.1
42.5°	989.4	999.5	1000.9	996.6	999.5
45°	1049.0	1052.5	1056.1	1054.0	1059.0
47.5°	1112.8	1116.3	1119.2	1116.3	1124.2
50°	1188.0	1187.3	1195.2	1187.3	1198.8
52.5°	1266.9	1273.4	1278.4	1270.5	1278.4
55°	1355.8	1353.7	1370.2	1359.4	1370.2
57.5°	1453.3	1453.3	1469.8	1459.8	1472.0
60°	1568.8	1559.4	1582.4	1565.9	1582.4
62.5°	1685.6	1669.1	1695.0	1680.6	1702.1
65°	1820.4	1796.8	1821.1	1802.5	1821.9
67.5°	1956.7	1929.4	1937.3	1928.0	1938.7
70°	2131.6	2128.0	2118.7	2145.9	2122.3
72.5°	1946.6	1988.2	1954.5	2019.7	1975.3
75°	1195.9	1272.6	1315.0	1381.6	1370.9
77.5°	283.2	251.7	277.5	248.8	280.3
80°	104.7	95.4	99.7	86.8	96.8
82.5°	71.7	62.4	60.2	48.0	51.6
85°	45.9	37.3	34.4	28.7	31.5
87.5°	27.2	20.8	19.4	16.5	17.2
90°	7.9	2.9	5.7	1.4	5.0
92.5°	0.0	0.0	0.0	0.0	0.0
95°	0.0	0.0	0.0	0.0	0.0
97.5°	0.0	0.0	0.0	0.0	0.0
100°	0.0	0.0	0.0	0.0	0.0
102.5°	0.0	0.0	0.0	0.0	0.0
105°	0.0	0.0	0.0	0.0	0.0
107.5°	0.0	0.0	0.0	0.0	0.0
110°	0.0	0.0	0.0	0.0	0.0



REPORT NUMBER: P227461

CATALOG NUMBER: ISW-AF-1000-LED-E1-RW-8030

CANDELA DISTRIBUTION (continued):

	80°	82.5°	85°	87.5°	90°
112.5°	0.0	0.0	0.0	0.0	0.0
115°	0.0	0.0	0.0	0.0	0.0
117.5°	0.0	0.0	0.0	0.0	0.0
120°	0.0	0.0	0.0	0.0	0.0
122.5°	0.0	0.0	0.0	0.0	0.0
125°	0.0	0.0	0.0	0.0	0.0
127.5°	0.0	0.0	0.0	0.0	0.0
130°	0.0	0.0	0.0	0.0	0.0
132.5°	0.0	0.0	0.0	0.0	0.0
135°	0.0	0.0	0.0	0.0	0.0
137.5°	0.0	0.0	0.0	0.0	0.0
140°	0.0	0.0	0.0	0.0	0.0
142.5°	0.0	0.0	0.0	0.0	0.0
145°	0.0	0.0	0.0	0.0	0.0
147.5°	0.0	0.0	0.0	0.0	0.0
150°	0.0	0.0	0.0	0.0	0.0
152.5°	0.0	0.0	0.0	0.0	0.0
155°	0.0	0.0	0.0	0.0	0.0
157.5°	0.0	0.0	0.0	0.0	0.0
160°	0.0	0.0	0.0	0.0	0.0
162.5°	0.0	0.0	0.0	0.0	0.0
165°	0.0	0.0	0.0	0.0	0.0
167.5°	0.0	0.0	0.0	0.0	0.0
170°	0.0	0.0	0.0	0.0	0.0
172.5°	0.0	0.0	0.0	0.0	0.0
175°	0.0	0.0	0.0	0.0	0.0
177.5°	0.0	0.0	0.0	0.0	0.0
180°	0.0	0.0	0.0	0.0	0.0

(END OF REPORT)